






















NPS Staff Survey 2011

1. Please select your school:







		Response Percent	Response Count
Brien McMahon High School		13.5%	160
Norwalk High School		12.4%	147
Briggs High School		1.0%	12
Nathan Hale Middle School		5.9%	70
Ponus Ridge Middle School		6.7%	80
Roton Middle School		5.1%	61
West Rocks Middle School		6.0%	71
Brookside		4.2%	50
Columbus		3.7%	44
Cranbury		3.7%	44
Fox Run		4.6%	55
Jefferson		4.0%	48
Kendall		3.6%	43
Marvin		4.3%	51
Naramake		3.5%	42
Rowayton		4.6%	55
Silvermine		4.5%	54
Tracey		2.7%	32
Wolfpit		2.8%	33
Central Office		6.4%	76
Other (Please specify below)		1.1%	13

Other (please specify) 21

answered question 1,189

skipped question 3

2. What best describes your position?

		Response Percent	Response Count
Classroom teacher		57.2%	675
Non-classroom professional (e.g., school counselor, media specialist, speech pathologist, reading specialist, social worker, etc.)		14.2%	167
Supporting services staff, instructional (Aides)		10.3%	121
Supporting services staff, non-instructional (Clerk, Secretary)		8.8%	104
Custodian, Cafeteria worker		1.2%	14
Other (Nurse, Administrator)		8.4%	99
		answered question	1,180
		skipped question	12

3. Student Learning

	Strongly Disagree	Disagree	Agree	Strongly Agree	N/A	Rating Average	Response Count
(a) For the students I teach, I have enough instructional materials.	6.8% (55)	33.0% (268)	44.4% (360)	10.6% (86)	5.2% (42)	2.62	811
(b) There are few interruptions to student instruction.	14.4% (117)	39.3% (319)	34.8% (282)	7.0% (57)	4.4% (36)	2.36	811
(c) Extra duties are shared equitably among teachers.	7.5% (61)	21.8% (176)	51.4% (415)	12.9% (104)	6.4% (52)	2.74	808
(d) The amount of non-teaching duties I am assigned is reasonable.	3.8% (31)	10.7% (87)	61.9% (502)	17.1% (139)	6.4% (52)	2.99	811
(e) I have time during the workday to plan my instruction for students.	14.9% (121)	30.5% (248)	40.3% (328)	8.7% (71)	5.5% (45)	2.45	813
(f) I am given the support (such as resources, training, etc.) that I need to teach students with special needs (special education and English language learners).	12.8% (104)	37.2% (302)	35.7% (290)	7.1% (58)	7.1% (58)	2.40	812
(g) I feel free to give students the grades they earn.	4.8% (39)	10.0% (81)	47.4% (384)	24.0% (194)	13.8% (112)	3.05	810
(h) I regularly discuss my teaching methods and strategies with other school staff members.	2.2% (18)	14.6% (118)	49.2% (398)	27.6% (223)	6.4% (52)	3.09	809
(i) I get help and support from my colleagues.	1.6% (13)	5.3% (43)	51.6% (417)	39.1% (316)	2.4% (19)	3.31	808
answered question							815
skipped question							377

4. Staff Expectations

	Strongly Disagree	Disagree	Agree	Strongly Agree	N/A	Rating Average	Response Count
(a) Teachers in this school believe every student can learn.	1.6% (16)	11.4% (117)	47.1% (483)	35.6% (365)	4.3% (44)	3.22	1,025
(a) This school has high expectations for the academic performance of all students.	3.1% (32)	13.8% (141)	37.5% (383)	42.1% (430)	3.4% (35)	3.23	1,021
(c) Teachers in this school are well prepared to teach their subject(s).	0.8% (8)	6.2% (63)	48.2% (491)	39.5% (402)	5.3% (54)	3.34	1,018
(d) The number of students assigned to me is manageable.	3.4% (35)	12.4% (126)	52.4% (533)	23.2% (236)	8.6% (87)	3.04	1,017
(e) When students in this school have difficulty learning, teachers use a variety of methods to help students learn.	0.8% (8)	7.4% (75)	47.0% (478)	40.6% (413)	4.3% (44)	3.33	1,018
(f) Teachers in this school motivate students to learn.	0.7% (7)	5.5% (56)	49.1% (500)	40.5% (412)	4.2% (43)	3.35	1,018
answered question							1,028
skipped question							164

5. Professional Development

	Strongly Disagree	Disagree	Agree	Strongly Agree	N/A	Rating Average	Response Count
(a) I am encouraged to participate in training that would help me grow professionally.	5.5% (56)	19.0% (193)	45.1% (459)	26.4% (269)	4.0% (41)	2.96	1,018
(b) The training and staff development that I receive at my school helps me grow professionally.	9.7% (99)	26.4% (268)	41.9% (426)	14.9% (152)	7.1% (72)	2.67	1,017
(c) System wide professional development opportunities meet my needs.	14.1% (143)	40.1% (407)	32.3% (328)	7.1% (72)	6.5% (66)	2.35	1,016
(d) The evaluation process provides me information on my areas of strength and areas needing improvement.	8.3% (84)	21.4% (217)	51.9% (527)	14.7% (149)	3.7% (38)	2.76	1,015
(e) I regularly receive feedback on my performance.	8.8% (89)	31.7% (320)	43.8% (443)	12.5% (126)	3.3% (33)	2.62	1,011
answered question							1,024
skipped question							168

6. Technology

	Strongly Disagree	Disagree	Agree	Strongly Agree	N/A	Rating Average	Response Count
(a) The technology in the building is up-to-date.	15.4% (174)	35.6% (402)	38.3% (432)	8.7% (98)	2.0% (23)	2.41	1,129
(b) The technology in the school is helpful.	5.0% (56)	16.2% (182)	59.9% (675)	13.8% (155)	5.2% (58)	2.87	1,126
(c) I check my email every day and respond to school email within 24 hours.	0.8% (9)	4.9% (55)	40.4% (458)	53.3% (604)	0.7% (8)	3.47	1,134
(d) The NPS website is helpful for providing information.	1.1% (12)	4.8% (54)	67.0% (756)	25.2% (285)	1.9% (22)	3.19	1,129
(e) My school's website is helpful for providing information.	3.8% (43)	12.2% (137)	56.6% (635)	18.7% (210)	8.6% (97)	2.99	1,122
answered question							1,137
skipped question							55

7. Safety and Security

	Strongly Disagree	Disagree	Agree	Strongly Agree	N/A	Rating Average	Response Count
(a) This school is a safe place to work.	2.3% (26)	8.1% (92)	50.5% (571)	35.0% (396)	4.1% (46)	3.23	1,131
(b) My personal belongings are safe in this school.	4.1% (46)	16.4% (185)	49.6% (560)	26.2% (296)	3.7% (42)	3.02	1,129
(c) Students in this school behave in an orderly manner.	7.9% (89)	23.7% (267)	48.1% (543)	14.2% (160)	6.1% (69)	2.73	1,128
(d) School staff members consistently enforce school rules.	9.8% (111)	26.6% (300)	40.4% (455)	17.6% (198)	5.6% (63)	2.70	1,127
(e) In this school, students teasing other students is a problem.	5.8% (65)	44.0% (491)	32.7% (365)	7.7% (86)	9.8% (109)	2.47	1,116
(f) In this school, students bullying other students is a problem.	7.4% (83)	50.4% (564)	25.7% (288)	6.5% (73)	10.0% (112)	2.35	1,120
(g) In this school, cyber bullying is a problem.	15.0% (166)	35.1% (389)	19.8% (220)	4.8% (53)	25.3% (281)	2.19	1,109
(h) In this school, student drug use is a problem.	31.4% (350)	27.5% (306)	14.0% (156)	6.1% (68)	20.9% (233)	1.93	1,113
(i) In this school, student alcohol use is a problem.	31.5% (349)	28.7% (318)	12.4% (137)	5.5% (61)	21.9% (243)	1.90	1,108
answered question							1,136
skipped question							56

8. School Leadership

	Strongly Disagree	Disagree	Agree	Strongly Agree	N/A	Rating Average	Response Count
(a) My school leadership supports me in student discipline matters.	7.4% (83)	17.0% (190)	43.1% (483)	18.5% (207)	14.0% (157)	2.85	1,120
(b) My school leadership supports me in working with parents.	3.6% (40)	10.3% (115)	49.6% (554)	22.2% (248)	14.4% (161)	3.06	1,118
(c) The school leadership team involves me in decisions affecting my work.	9.1% (101)	22.7% (253)	40.9% (457)	15.9% (178)	11.4% (127)	2.72	1,116
(d) I feel comfortable sharing ideas with my school leadership team.	6.2% (69)	16.7% (186)	46.1% (515)	21.8% (244)	9.2% (103)	2.92	1,117
(e) I feel a sense of trust when working with my school leadership team.	7.7% (85)	22.1% (246)	40.4% (449)	20.8% (231)	9.0% (100)	2.82	1,111
(f) I can talk openly with the school leaders about school-related matters.	6.8% (76)	19.2% (215)	44.4% (496)	23.0% (257)	6.5% (73)	2.89	1,117
(g) School leaders foster a collaborative work environment.	8.6% (95)	20.0% (222)	43.4% (482)	21.0% (233)	7.1% (79)	2.83	1,111
(h) School leaders treat me with respect.	5.3% (59)	11.4% (126)	48.4% (537)	29.5% (327)	5.5% (61)	3.08	1,110
answered question							1,126
skipped question							66

9. School Atmosphere

	Strongly Disagree	Disagree	Agree	Strongly Agree	N/A	Rating Average	Response Count
(a) I collaborate regularly with my colleagues.	1.4% (16)	7.6% (85)	50.1% (561)	36.1% (404)	4.8% (54)	3.27	1,120
(b) There is an atmosphere of open communication in my school.	4.5% (50)	25.0% (279)	45.1% (502)	20.6% (229)	4.8% (54)	2.86	1,114
(c) I feel treated with respect at this school.	4.0% (45)	11.3% (127)	52.7% (590)	27.5% (308)	4.5% (50)	3.09	1,120
answered question							1,124
skipped question							68



10. Facilities

	Strongly Disagree	Disagree	Agree	Strongly Agree	N/A	Rating Average	Response Count
(a) The outside of this school is kept clean.	2.8% (32)	11.0% (123)	57.9% (650)	23.9% (268)	4.5% (50)	3.08	1,123
(b) The inside of this school is kept clean.	5.1% (57)	19.7% (221)	51.7% (580)	19.2% (215)	4.3% (48)	2.89	1,121
(c) Staff bathrooms in this school are kept clean.	4.7% (53)	14.5% (163)	56.1% (629)	20.0% (224)	4.6% (52)	2.96	1,121
(d) Staff bathrooms in this school are well supplied.	3.8% (42)	16.9% (189)	56.9% (637)	17.9% (200)	4.6% (51)	2.93	1,119
(e) Maintenance issues are addressed in a timely manner.	5.8% (65)	18.4% (205)	53.6% (598)	16.9% (189)	5.3% (59)	2.86	1,116
answered question							1,124
skipped question							68

11. Satisfaction

	Strongly Disagree	Disagree	Agree	Strongly Agree	N/A	Rating Average	Response Count
(a) I get satisfaction from my work.	1.0% (11)	2.9% (33)	41.2% (462)	53.7% (603)	1.2% (13)	3.49	1,122
(b) Staff morale is positive in this school.	11.5% (129)	28.7% (321)	39.7% (444)	16.4% (184)	3.7% (41)	2.63	1,119
(c) I would recommend my school as a good place to work.	4.2% (47)	14.6% (163)	46.0% (512)	29.2% (325)	5.9% (66)	3.06	1,113
answered question							1,125
skipped question							67

12. Do you live in Norwalk?

		Response Percent	Response Count
Yes		48.0%	495
No		52.0%	537
answered question			1,032
skipped question			160

13. What distance do you travel to work?

	Response Average	Response Total	Response Count
In miles	13.32	13,344	1,002
answered question			1,002
skipped question			190

14. What is your average commute time?

	Response Average	Response Total	Response Count
In minutes	25.32	25,601	1,011
	answered question		1,011
	skipped question		181



15. How many years have you been assigned to this school, including the current school year?

	Response Average	Response Total	Response Count
Number of years	11.93	11,914	999
	answered question		999
	skipped question		193



16. How many years have you been an NPS employee, including the current school year?

	Response Average	Response Total	Response Count
Number of years	12.19	12,325	1,011
	answered question		1,011
	skipped question		181



17. Does your school's PTO actively support your work?

		Response Percent	Response Count
Yes		78.5%	769
No		21.5%	211
		answered question	980
		skipped question	212






18. Do you actively support the PTO?

		Response Percent	Response Count
Yes		71.6%	703
No		28.4%	279
		answered question	982
		skipped question	210

19. Are you Hispanic or Latino?

		Response Percent	Response Count
Yes		8.6%	85
No		91.4%	905
		answered question	990
		skipped question	202

20. Indicate your race.

		Response Percent	Response Count
American Indian or Alaskan Native		0.8%	8
Asian		0.8%	8
Black or African American		9.0%	85
Native Hawaiian of Other Pacific Islander		0.2%	2
White		89.1%	843
		answered question	946
		skipped question	246

21. Voluntary comments should provide constructive feedback. Please do not write your name. Comments will be given to your principal.

	Response Count
	295
answered question	295
skipped question	897