


# NPS Parent Survey 2011

1. Please select your child's school. If you have multiple children in our district, and would like to retake this survey to reflect another school, you may do so. After submitting your first survey, return to the survey link on the NPS homepage, choose another school from the list and complete the survey again.

		Response Percent	Response Count
Brien McMahon High School		0.0%	0
Norwalk High School		0.0%	0
<b>Briggs High School</b>		<b>100.0%</b>	<b>1</b>
Nathan Hale Middle School		0.0%	0
Ponus Ridge Middle School		0.0%	0
Roton Middle School		0.0%	0
West Rocks Middle School		0.0%	0
Brookside		0.0%	0
Columbus		0.0%	0
Cranbury		0.0%	0
Fox Run		0.0%	0
Jefferson		0.0%	0
Kendall		0.0%	0
Marvin		0.0%	0
Naramake		0.0%	0
Rowayton		0.0%	0
Silvermine		0.0%	0
Tracey		0.0%	0
Wolfpit		0.0%	0

answered question 1

skipped question 0

## 2. Student Progress and Expectations

	Strongly Disagree	Disagree	Agree	Strongly Agree	Don't Know/Does Not Apply	Rating Average	Response Count
(a) My child's teachers expect my child to do well in school.	0.0% (0)	0.0% (0)	<b>100.0% (1)</b>	0.0% (0)	0.0% (0)	3.00	1
(b) My Child's teachers keep me informed about my child's progress in school.	0.0% (0)	0.0% (0)	<b>100.0% (1)</b>	0.0% (0)	0.0% (0)	3.00	1
(c) It is easy for me to talk to my child's teachers about things concerning my child.	0.0% (0)	0.0% (0)	0.0% (0)	0.0% (0)	<b>100.0% (1)</b>	0.00	1
(d) My child's teachers take actions to resolve my concerns.	0.0% (0)	0.0% (0)	0.0% (0)	0.0% (0)	<b>100.0% (1)</b>	0.00	1
(e) I am satisfied with the overall instruction my child receives.	0.0% (0)	0.0% (0)	0.0% (0)	<b>100.0% (1)</b>	0.0% (0)	4.00	1
					<b>answered question</b>		<b>1</b>
					<b>skipped question</b>		<b>0</b>

### 3. School Atmosphere

	Strongly Disagree	Disagree	Agree	Strongly Agree	Don't Know/Does Not Apply	Rating Average	Response Count
(a) I feel welcome at my child's school.	0.0% (0)	0.0% (0)	0.0% (0)	<b>100.0% (1)</b>	0.0% (0)	4.00	1
(b) There is an atmosphere of open communication in my child's school.	0.0% (0)	0.0% (0)	0.0% (0)	<b>100.0% (1)</b>	0.0% (0)	4.00	1
(c) This school does a good job of informing me about meetings and special school events.	0.0% (0)	0.0% (0)	0.0% (0)	<b>100.0% (1)</b>	0.0% (0)	4.00	1
(d) This school does a good job of welcoming families of diverse cultures.	0.0% (0)	0.0% (0)	0.0% (0)	0.0% (0)	<b>100.0% (1)</b>	0.00	1
(e) I feel treated with respect at this school.	0.0% (0)	0.0% (0)	0.0% (0)	<b>100.0% (1)</b>	0.0% (0)	4.00	1
(f) I find my child's school's website helpful when I want information about the school.	0.0% (0)	0.0% (0)	0.0% (0)	<b>100.0% (1)</b>	0.0% (0)	4.00	1
(g) The office staff at my child's school is welcoming and knowledgeable.	0.0% (0)	0.0% (0)	0.0% (0)	0.0% (0)	<b>100.0% (1)</b>	0.00	1
(h) The school nurse supports the health and medical needs of my child.	0.0% (0)	0.0% (0)	0.0% (0)	0.0% (0)	<b>100.0% (1)</b>	0.00	1
<b>answered question</b>							<b>1</b>
<b>skipped question</b>							<b>0</b>

## 4. School Leadership

	Strongly Disagree	Disagree	Agree	Strongly Agree	Don't Know/Does Not Apply	Rating Average	Response Count
(a) The school leadership is accessible to me.	0.0% (0)	0.0% (0)	<b>100.0% (1)</b>	0.0% (0)	0.0% (0)	3.00	1
(b) The school leadership has a consistent process for addressing my concerns.	0.0% (0)	0.0% (0)	0.0% (0)	0.0% (0)	<b>100.0% (1)</b>	0.00	1
(c) The school leadership is responsive to the concerns of parents and the school community.	0.0% (0)	0.0% (0)	0.0% (0)	0.0% (0)	<b>100.0% (1)</b>	0.00	1
(d) The school leadership provides opportunities for parents to be involved in school improvement.	0.0% (0)	0.0% (0)	0.0% (0)	0.0% (0)	<b>100.0% (1)</b>	0.00	1
(e) The school leadership provides a variety of ways for parents to volunteer.	0.0% (0)	0.0% (0)	0.0% (0)	0.0% (0)	<b>100.0% (1)</b>	0.00	1
(f) I feel comfortable volunteering at my child's school.	0.0% (0)	0.0% (0)	0.0% (0)	0.0% (0)	<b>100.0% (1)</b>	0.00	1
(g) The school leadership is supportive of the PTO.	0.0% (0)	0.0% (0)	0.0% (0)	<b>100.0% (1)</b>	0.0% (0)	4.00	1
<b>answered question</b>							<b>1</b>
<b>skipped question</b>							<b>0</b>

## 5. Safety and Security

	Strongly Disagree	Disagree	Agree	Strongly Agree	Don't Know/Does Not Apply	Rating Average	Response Count
(a) My child feels safe in school.	0.0% (0)	0.0% (0)	<b>100.0% (1)</b>	0.0% (0)	0.0% (0)	3.00	1
(b) My child feels teasing is a problem.	0.0% (0)	<b>100.0% (1)</b>	0.0% (0)	0.0% (0)	0.0% (0)	2.00	1
(c) My child feels bullying is a problem.	0.0% (0)	<b>100.0% (1)</b>	0.0% (0)	0.0% (0)	0.0% (0)	2.00	1
(d) My child feels cyber bullying is a problem.	0.0% (0)	<b>100.0% (1)</b>	0.0% (0)	0.0% (0)	0.0% (0)	2.00	1
(e) My child feels drug use is a problem.	0.0% (0)	<b>100.0% (1)</b>	0.0% (0)	0.0% (0)	0.0% (0)	2.00	1
(f) My child feels alcohol use is a problem.	0.0% (0)	<b>100.0% (1)</b>	0.0% (0)	0.0% (0)	0.0% (0)	2.00	1
(g) My child feels that gangs are a problem.	0.0% (0)	<b>100.0% (1)</b>	0.0% (0)	0.0% (0)	0.0% (0)	2.00	1
(h) My child and I have discussed issues of school safety and security.	0.0% (0)	0.0% (0)	<b>100.0% (1)</b>	0.0% (0)	0.0% (0)	3.00	1
(i) I am familiar with the emergency/crisis procedures in my child's school.	0.0% (0)	0.0% (0)	0.0% (0)	0.0% (0)	<b>100.0% (1)</b>	0.00	1
(j) I am comfortable speaking with school staff about security issues.	0.0% (0)	0.0% (0)	0.0% (0)	0.0% (0)	<b>100.0% (1)</b>	0.00	1
(k) My child reports that students bring knives and other weapons to school.	0.0% (0)	0.0% (0)	0.0% (0)	0.0% (0)	<b>100.0% (1)</b>	0.00	1
(l) My child feels safe during after-school and evening school-related activities.	0.0% (0)	0.0% (0)	<b>100.0% (1)</b>	0.0% (0)	0.0% (0)	3.00	1
(m) Overall, I am satisfied with the safety and security in my child's school.	0.0% (0)	0.0% (0)	<b>100.0% (1)</b>	0.0% (0)	0.0% (0)	3.00	1

answered question 1

skipped question 0

### 6. What is your impression of your child's school?

	Response Percent	Response Count
Outstanding	0.0%	0
<b>High</b>	<b>100.0%</b>	<b>1</b>
Acceptable	0.0%	0
Minimal	0.0%	0
Unacceptable	0.0%	0
answered question		1
skipped question		0


### 7. What is your impression of Norwalk Public Schools?

	Response Percent	Response Count
Outstanding	0.0%	0
<b>High</b>	<b>100.0%</b>	<b>1</b>
Acceptable	0.0%	0
Minimal	0.0%	0
Unacceptable	0.0%	0
answered question		1
skipped question		0


## 8. Technology

	Strongly Disagree	Disagree	Agree	Strongly Agree	Don't Know/Does Not Apply	Rating Average	Response Count
(a) My child's school has enough computers/technology for my child to use during the school day.	0.0% (0)	0.0% (0)	0.0% (0)	0.0% (0)	100.0% (1)	0.00	1
(b) My child's teacher uses technology for classroom teaching.	0.0% (0)	0.0% (0)	0.0% (0)	0.0% (0)	100.0% (1)	0.00	1
(c) My child often uses computers to do school work.	0.0% (0)	0.0% (0)	0.0% (0)	0.0% (0)	100.0% (1)	0.00	1
(d) Technology helps my child do a better job on school work.	0.0% (0)	0.0% (0)	100.0% (1)	0.0% (0)	0.0% (0)	3.00	1
(e) I am satisfied with my child's opportunities to use computers/technology at school.	0.0% (0)	0.0% (0)	100.0% (1)	0.0% (0)	0.0% (0)	3.00	1
(f) I would like to receive communications from NPS schools via email.	0.0% (0)	0.0% (0)	100.0% (1)	0.0% (0)	0.0% (0)	3.00	1
(g) I find the NPS district website helpful when I want information about the school system.	0.0% (0)	0.0% (0)	100.0% (1)	0.0% (0)	0.0% (0)	3.00	1
<b>answered question</b>							<b>1</b>
<b>skipped question</b>							<b>0</b>


## 9. My child has a cell phone.

		Response Percent	Response Count
Yes		100.0%	1
No		0.0%	0
<b>answered question</b>			<b>1</b>
<b>skipped question</b>			<b>0</b>


### 10. My child has an email address.

		Response Percent	Response Count
Yes		100.0%	1
No		0.0%	0
		answered question	1
		skipped question	0

### 11. Is there a computer in your home?

		Response Percent	Response Count
Yes		100.0%	1
No		0.0%	0
		answered question	1
		skipped question	0


### 12. Does the computer in your home have Internet access?

		Response Percent	Response Count
Yes		100.0%	1
No		0.0%	0
		answered question	1
		skipped question	0

**13. My child has Computer/Internet access outside of school at the following locations:**

		Response Percent	Response Count
Smart Phone		0.0%	0
Library		0.0%	0
Friends		0.0%	0
Relative		0.0%	0
School		0.0%	0
	Other (please specify)		0
		<b>answered question</b>	<b>0</b>
		<b>skipped question</b>	<b>1</b>

**14. My child eats school meals.**

		Response Percent	Response Count
Yes		0.0%	0
No		100.0%	1
		<b>answered question</b>	<b>1</b>
		<b>skipped question</b>	<b>0</b>


## 15. School Meals

	Strongly Disagree	Disagree	Agree	Strongly Agree	Don't Know/Does Not Apply	Rating Average	Response Count
(a) The school meal programs offer a variety of choices.	0.0% (0)	0.0% (0)	0.0% (0)	0.0% (0)	0.0% (0)	0.00	0
(b) The school meal programs offer healthy options for my child.	0.0% (0)	0.0% (0)	0.0% (0)	0.0% (0)	0.0% (0)	0.00	0
(c) I know how to get information about the NPS school meal programs.	0.0% (0)	0.0% (0)	0.0% (0)	0.0% (0)	0.0% (0)	0.00	0
(d) Overall, I am satisfied with the NPS school meal programs.	0.0% (0)	0.0% (0)	0.0% (0)	0.0% (0)	0.0% (0)	0.00	0
(e) My child has adequate time to eat lunch.	0.0% (0)	0.0% (0)	0.0% (0)	0.0% (0)	0.0% (0)	0.00	0
<b>answered question</b>							<b>0</b>
<b>skipped question</b>							<b>1</b>

## 16. Facilities

	Strongly Disagree	Disagree	Agree	Strongly Agree	Don't Know/Does Not Apply	Rating Average	Response Count
(a) My child's school is clean.	0.0% (0)	0.0% (0)	<b>100.0% (1)</b>	0.0% (0)	0.0% (0)	3.00	1
(b) The custodians at my child's school are helpful when I ask questions or make requests.	0.0% (0)	0.0% (0)	0.0% (0)	0.0% (0)	<b>100.0% (1)</b>	0.00	1
(c) The custodians at my child's school are kind to students.	0.0% (0)	0.0% (0)	<b>100.0% (1)</b>	0.0% (0)	0.0% (0)	3.00	1
(d) The bathrooms in my child's school are kept well-supplied, i.e., have paper towels, toilet paper, and soap.	0.0% (0)	0.0% (0)	0.0% (0)	0.0% (0)	<b>100.0% (1)</b>	0.00	1
(e) The outside of my child's school building and grounds are neat and clean.	0.0% (0)	0.0% (0)	<b>100.0% (1)</b>	0.0% (0)	0.0% (0)	3.00	1
<b>answered question</b>							<b>1</b>
<b>skipped question</b>							<b>0</b>

## 17. Transportation In the last month (about 30 days), has your child used the school bus service to go to or from school?

		Response Percent	Response Count
Yes		<b>100.0%</b>	<b>1</b>
No		0.0%	0
<b>answered question</b>			<b>1</b>
<b>skipped question</b>			<b>0</b>

## 18. Transportation

	Strongly Disagree	Disagree	Agree	Strongly Agree	Don't Know/Does Not Apply	Rating Average	Response Count
(a) Is your child's bus arriving at their school on time?	0.0% (0)	0.0% (0)	<b>100.0% (1)</b>	0.0% (0)	0.0% (0)	3.00	1
(b) My child can easily tell which school bus he/she is assigned to ride.	0.0% (0)	0.0% (0)	<b>100.0% (1)</b>	0.0% (0)	0.0% (0)	3.00	1
(c) My child's school bus driver maintains order on the school bus.	0.0% (0)	0.0% (0)	<b>100.0% (1)</b>	0.0% (0)	0.0% (0)	3.00	1
(d) My child's school bus driver drives the bus in a safe manner.	0.0% (0)	0.0% (0)	<b>100.0% (1)</b>	0.0% (0)	0.0% (0)	3.00	1
(e) When I call the transportation office, I am treated with respect and courtesy.	0.0% (0)	0.0% (0)	<b>100.0% (1)</b>	0.0% (0)	0.0% (0)	3.00	1
(f) Overall, I am satisfied with my child's school bus transportation to and from school.	0.0% (0)	0.0% (0)	<b>100.0% (1)</b>	0.0% (0)	0.0% (0)	3.00	1
<b>answered question</b>							<b>1</b>
<b>skipped question</b>							<b>0</b>


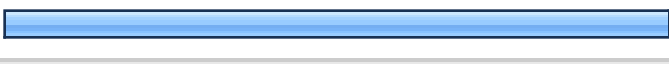
**19. Transportation My child does NOT use the school bus service because...(Select all that apply).**

	Response Percent	Response Count
I live out of the area for my child to have school bus service.	0.0%	0
Driving my child to school is easier for me.	0.0%	0
Driving my child to school provides quality time together.	0.0%	0
My child feels he/she is not safe with other children who ride the school bus.	0.0%	0
I do not feel my child is safe on the school bus.	0.0%	0
My child rides in a car with others or drives himself/herself.	0.0%	0
My child walks to school.	0.0%	0
My child rides his/her bike to school.	0.0%	0
Other (please specify)		0
<b>answered question</b>		<b>0</b>
<b>skipped question</b>		<b>1</b>



**20. The grade level of the child for whom you are completing this survey is....**

	Response Percent	Response Count
Pre-Kindergarten	0.0%	0
Kindergarten	0.0%	0
Grade 1	0.0%	0
Grade 2	0.0%	0
Grade 3	0.0%	0
Grade 4	0.0%	0
Grade 5	0.0%	0
Grade 6	0.0%	0
Grade 7	0.0%	0
Grade 8	0.0%	0
Grade 9	0.0%	0
Grade 10	0.0%	0
Grade 11	0.0%	0
Grade 12	0.0%	0
<b>answered question</b>		<b>0</b>
<b>skipped question</b>		<b>1</b>






### 21. My child is...

		Response Percent	Response Count
Male		0.0%	0
Female		100.0%	1
answered question			1
skipped question			0


### 22. Is the ethnicity of the child for whom your are answering this survey Hispanic or Latino?

		Response Percent	Response Count
Yes		0.0%	0
No		100.0%	1
answered question			1
skipped question			0

### 23. The race of the child for whom you are answering this survey is: (Select all that apply).

		Response Percent	Response Count
American Indian or Alaskan Native		0.0%	0
Asian		0.0%	0
Black or African American		0.0%	0
Native Hawaiian of Other Pacific Islander		0.0%	0
White		100.0%	1
answered question			1
skipped question			0

**24. Do you volunteer for the PTO?**

		<b>Response Percent</b>	<b>Response Count</b>
Yes		0.0%	0
No		100.0%	1
answered question			1
skipped question			0

**25. Voluntary comments should provide constructive feedback. Please do not write your name. Comments will be given to your principal.**

	<b>Response Count</b>
	1
answered question	1
skipped question	0