




















NPS Staff Survey 2011

1. Please select your school:






		Response Percent	Response Count
Brien McMahon High School		100.0%	160
Norwalk High School		1.3%	2
Briggs High School		0.6%	1
Nathan Hale Middle School		0.6%	1
Ponus Ridge Middle School		1.3%	2
Roton Middle School		0.6%	1
West Rocks Middle School		0.6%	1
Brookside		0.6%	1
Columbus		0.6%	1
Cranbury		0.6%	1
Fox Run		1.3%	2
Jefferson		0.6%	1
Kendall		0.6%	1
Marvin		0.6%	1
Naramake		0.6%	1
Rowayton		1.3%	2
Silvermine		0.6%	1
Tracey		0.6%	1
Wolfpit		1.3%	2
Central Office		0.0%	0
Other (Please specify below)		0.0%	0

Other (please specify) 5

answered question 160

skipped question 0

2. What best describes your position?

		Response Percent	Response Count
Classroom teacher		68.8%	110
Non-classroom professional (e.g., school counselor, media specialist, speech pathologist, reading specialist, social worker, etc.)		11.9%	19
Supporting services staff, instructional (Aides)		4.4%	7
Supporting services staff, non-instructional (Clerk, Secretary)		8.1%	13
Custodian, Cafeteria worker		0.0%	0
Other (Nurse, Administrator)		6.9%	11
		answered question	160
		skipped question	0

3. Student Learning

	Strongly Disagree	Disagree	Agree	Strongly Agree	N/A	Rating Average	Response Count
(a) For the students I teach, I have enough instructional materials.	6.4% (8)	28.8% (36)	44.0% (55)	16.8% (21)	4.0% (5)	2.74	125
(b) There are few interruptions to student instruction.	12.1% (15)	43.5% (54)	31.5% (39)	8.1% (10)	4.8% (6)	2.37	124
(c) Extra duties are shared equitably among teachers.	12.0% (15)	23.2% (29)	46.4% (58)	11.2% (14)	7.2% (9)	2.61	125
(d) The amount of non-teaching duties I am assigned is reasonable.	0.8% (1)	13.7% (17)	64.5% (80)	16.1% (20)	4.8% (6)	3.01	124
(e) I have time during the workday to plan my instruction for students.	14.4% (18)	30.4% (38)	40.0% (50)	9.6% (12)	5.6% (7)	2.47	125
(f) I am given the support (such as resources, training, etc.) that I need to teach students with special needs (special education and English language learners).	13.7% (17)	40.3% (50)	27.4% (34)	11.3% (14)	7.3% (9)	2.39	124
(g) I feel free to give students the grades they earn.	5.6% (7)	12.0% (15)	42.4% (53)	26.4% (33)	13.6% (17)	3.04	125
(h) I regularly discuss my teaching methods and strategies with other school staff members.	1.6% (2)	14.5% (18)	47.6% (59)	29.8% (37)	6.5% (8)	3.13	124
(i) I get help and support from my colleagues.	1.6% (2)	4.0% (5)	52.4% (65)	40.3% (50)	1.6% (2)	3.34	124
answered question							125
skipped question							35

4. Staff Expectations

	Strongly Disagree	Disagree	Agree	Strongly Agree	N/A	Rating Average	Response Count
(a) Teachers in this school believe every student can learn.	3.6% (5)	20.7% (29)	54.3% (76)	18.6% (26)	2.9% (4)	2.90	140
(a) This school has high expectations for the academic performance of all students.	3.6% (5)	18.8% (26)	58.0% (80)	18.8% (26)	0.7% (1)	2.93	138
(c) Teachers in this school are well prepared to teach their subject(s).	0.0% (0)	3.6% (5)	60.9% (84)	28.3% (39)	7.2% (10)	3.27	138
(d) The number of students assigned to me is manageable.	3.6% (5)	13.8% (19)	62.3% (86)	15.2% (21)	5.1% (7)	2.94	138
(e) When students in this school have difficulty learning, teachers use a variety of methods to help students learn.	0.0% (0)	10.7% (15)	61.4% (86)	25.0% (35)	2.9% (4)	3.15	140
(f) Teachers in this school motivate students to learn.	0.0% (0)	10.1% (14)	66.2% (92)	20.1% (28)	3.6% (5)	3.10	139
answered question							141
skipped question							19

5. Professional Development

	Strongly Disagree	Disagree	Agree	Strongly Agree	N/A	Rating Average	Response Count
(a) I am encouraged to participate in training that would help me grow professionally.	4.3% (6)	17.7% (25)	46.1% (65)	29.1% (41)	2.8% (4)	3.03	141
(b) The training and staff development that I receive at my school helps me grow professionally.	12.9% (18)	32.4% (45)	37.4% (52)	12.9% (18)	4.3% (6)	2.53	139
(c) System wide professional development opportunities meet my needs.	19.9% (28)	35.5% (50)	31.9% (45)	7.8% (11)	5.0% (7)	2.29	141
(d) The evaluation process provides me information on my areas of strength and areas needing improvement.	12.1% (17)	25.0% (35)	46.4% (65)	12.9% (18)	3.6% (5)	2.62	140
(e) I regularly receive feedback on my performance.	10.1% (14)	32.4% (45)	43.9% (61)	11.5% (16)	2.2% (3)	2.58	139
answered question							141
skipped question							19

6. Technology

	Strongly Disagree	Disagree	Agree	Strongly Agree	N/A	Rating Average	Response Count
(a) The technology in the building is up-to-date.	19.7% (30)	34.9% (53)	36.2% (55)	7.9% (12)	1.3% (2)	2.33	152
(b) The technology in the school is helpful.	7.2% (11)	18.3% (28)	58.2% (89)	15.0% (23)	1.3% (2)	2.82	153
(c) I check my email every day and respond to school email within 24 hours.	0.0% (0)	2.6% (4)	38.3% (59)	58.4% (90)	0.6% (1)	3.56	154
(d) The NPS website is helpful for providing information.	1.3% (2)	5.8% (9)	66.2% (102)	25.3% (39)	1.3% (2)	3.17	154
(e) My school's website is helpful for providing information.	1.3% (2)	11.8% (18)	61.4% (94)	23.5% (36)	2.0% (3)	3.09	153
answered question							155
skipped question							5

7. Safety and Security

	Strongly Disagree	Disagree	Agree	Strongly Agree	N/A	Rating Average	Response Count
(a) This school is a safe place to work.	0.0% (0)	9.7% (15)	63.2% (98)	27.1% (42)	0.0% (0)	3.17	155
(b) My personal belongings are safe in this school.	3.9% (6)	26.5% (41)	47.7% (74)	21.3% (33)	0.6% (1)	2.87	155
(c) Students in this school behave in an orderly manner.	11.7% (18)	44.2% (68)	39.0% (60)	4.5% (7)	0.6% (1)	2.37	154
(d) School staff members consistently enforce school rules.	25.5% (39)	42.5% (65)	27.5% (42)	4.6% (7)	0.0% (0)	2.11	153
(e) In this school, students teasing other students is a problem.	0.7% (1)	41.4% (63)	42.1% (64)	9.2% (14)	6.6% (10)	2.64	152
(f) In this school, students bullying other students is a problem.	0.0% (0)	49.3% (75)	32.9% (50)	8.6% (13)	9.2% (14)	2.55	152
(g) In this school, cyber bullying is a problem.	0.0% (0)	33.6% (51)	33.6% (51)	6.6% (10)	26.3% (40)	2.63	152
(h) In this school, student drug use is a problem.	0.7% (1)	36.5% (54)	35.8% (53)	11.5% (17)	15.5% (23)	2.69	148
(i) In this school, student alcohol use is a problem.	1.3% (2)	35.3% (53)	33.3% (50)	11.3% (17)	18.7% (28)	2.67	150
answered question							155
skipped question							5

8. School Leadership

	Strongly Disagree	Disagree	Agree	Strongly Agree	N/A	Rating Average	Response Count
(a) My school leadership supports me in student discipline matters.	7.8% (12)	19.0% (29)	47.7% (73)	15.0% (23)	10.5% (16)	2.78	153
(b) My school leadership supports me in working with parents.	3.3% (5)	15.0% (23)	52.3% (80)	20.3% (31)	9.2% (14)	2.99	153
(c) The school leadership team involves me in decisions affecting my work.	13.8% (21)	28.9% (44)	36.8% (56)	13.8% (21)	6.6% (10)	2.54	152
(d) I feel comfortable sharing ideas with my school leadership team.	8.6% (13)	15.1% (23)	49.3% (75)	21.7% (33)	5.3% (8)	2.89	152
(e) I feel a sense of trust when working with my school leadership team.	9.2% (14)	22.9% (35)	44.4% (68)	19.0% (29)	4.6% (7)	2.77	153
(f) I can talk openly with the school leaders about school-related matters.	6.6% (10)	22.4% (34)	49.3% (75)	19.7% (30)	2.0% (3)	2.84	152
(g) School leaders foster a collaborative work environment.	9.3% (14)	23.3% (35)	44.7% (67)	20.0% (30)	2.7% (4)	2.77	150
(h) School leaders treat me with respect.	6.6% (10)	11.9% (18)	55.0% (83)	24.5% (37)	2.0% (3)	2.99	151
answered question							153
skipped question							7

9. School Atmosphere

	Strongly Disagree	Disagree	Agree	Strongly Agree	N/A	Rating Average	Response Count
(a) I collaborate regularly with my colleagues.	1.3% (2)	12.4% (19)	52.9% (81)	32.7% (50)	0.7% (1)	3.18	153
(b) There is an atmosphere of open communication in my school.	3.3% (5)	24.3% (37)	54.6% (83)	16.4% (25)	1.3% (2)	2.85	152
(c) I feel treated with respect at this school.	3.9% (6)	13.6% (21)	57.1% (88)	24.7% (38)	0.6% (1)	3.03	154
answered question							154
skipped question							6



10. Facilities

	Strongly Disagree	Disagree	Agree	Strongly Agree	N/A	Rating Average	Response Count
(a) The outside of this school is kept clean.	1.3% (2)	10.3% (16)	62.6% (97)	25.2% (39)	0.6% (1)	3.12	155
(b) The inside of this school is kept clean.	5.2% (8)	23.9% (37)	60.0% (93)	10.3% (16)	0.6% (1)	2.76	155
(c) Staff bathrooms in this school are kept clean.	7.1% (11)	14.8% (23)	56.1% (87)	20.6% (32)	1.3% (2)	2.92	155
(d) Staff bathrooms in this school are well supplied.	5.2% (8)	18.1% (28)	57.4% (89)	18.7% (29)	0.6% (1)	2.90	155
(e) Maintenance issues are addressed in a timely manner.	5.2% (8)	13.7% (21)	66.7% (102)	13.1% (20)	1.3% (2)	2.89	153
answered question							155
skipped question							5

11. Satisfaction

	Strongly Disagree	Disagree	Agree	Strongly Agree	N/A	Rating Average	Response Count
(a) I get satisfaction from my work.	1.3% (2)	3.2% (5)	44.8% (69)	50.6% (78)	0.0% (0)	3.45	154
(b) Staff morale is positive in this school.	13.2% (20)	28.9% (44)	46.1% (70)	10.5% (16)	1.3% (2)	2.55	152
(c) I would recommend my school as a good place to work.	2.6% (4)	18.3% (28)	52.3% (80)	23.5% (36)	3.3% (5)	3.00	153
answered question							154
skipped question							6

12. Do you live in Norwalk?

		Response Percent	Response Count
Yes		33.3%	48
No		66.7%	96
answered question			144
skipped question			16

13. What distance do you travel to work?

	Response Average	Response Total	Response Count
In miles	16.33	2,319	142
answered question			142
skipped question			18

14. What is your average commute time?

	Response Average	Response Total	Response Count
In minutes	33.66	4,813	143
	answered question		143
	skipped question		17



15. How many years have you been assigned to this school, including the current school year?

	Response Average	Response Total	Response Count
Number of years	8.95	1,262	141
	answered question		141
	skipped question		19



16. How many years have you been an NPS employee, including the current school year?

	Response Average	Response Total	Response Count
Number of years	11.05	1,569	142
	answered question		142
	skipped question		18



17. Does your school's PTO actively support your work?

		Response Percent	Response Count
Yes		62.3%	86
No		37.7%	52
answered question			138
skipped question			22





18. Do you actively support the PTO?

		Response Percent	Response Count
Yes		39.6%	57
No		60.4%	87
answered question			144
skipped question			16

19. Are you Hispanic or Latino?

		Response Percent	Response Count
Yes		6.4%	9
No		93.6%	132
answered question			141
skipped question			19

20. Indicate your race.

		Response Percent	Response Count
American Indian or Alaskan Native		0.7%	1
Asian		3.0%	4
Black or African American		9.0%	12
Native Hawaiian of Other Pacific Islander		0.0%	0
White		87.3%	117
answered question			134
skipped question			26

21. Voluntary comments should provide constructive feedback. Please do not write your name. Comments will be given to your principal.

	Response Count
	51
answered question	51
skipped question	109