

NPS Staff Survey 2011

1. Please select your school:






		Response Percent	Response Count
Brien McMahon High School	<input type="checkbox"/>	2.3%	1
Norwalk High School	<input type="checkbox"/>	2.3%	1
Briggs High School		0.0%	0
Nathan Hale Middle School		0.0%	0
Ponus Ridge Middle School	<input type="checkbox"/>	2.3%	1
Roton Middle School		0.0%	0
West Rocks Middle School		0.0%	0
Brookside		0.0%	0
Columbus	<input checked="" type="checkbox"/>	100.0%	44
Cranbury		0.0%	0
Fox Run		0.0%	0
Jefferson		0.0%	0
Kendall		0.0%	0
Marvin		0.0%	0
Naramake		0.0%	0
Rowayton	<input type="checkbox"/>	2.3%	1
Silvermine		0.0%	0
Tracey		0.0%	0
Wolfpit	<input type="checkbox"/>	2.3%	1
Central Office		0.0%	0
Other (Please specify below)		0.0%	0

Other (please specify) 1

answered question 44

skipped question 0

2. What best describes your position?

		Response Percent	Response Count
Classroom teacher		44.2%	19
Non-classroom professional (e.g., school counselor, media specialist, speech pathologist, reading specialist, social worker, etc.)		16.3%	7
Supporting services staff, instructional (Aides)		27.9%	12
Supporting services staff, non-instructional (Clerk, Secretary)		4.7%	2
Custodian, Cafeteria worker		0.0%	0
Other (Nurse, Administrator)		7.0%	3
		answered question	43
		skipped question	1

3. Student Learning

	Strongly Disagree	Disagree	Agree	Strongly Agree	N/A	Rating Average	Response Count
(a) For the students I teach, I have enough instructional materials.	4.0% (1)	52.0% (13)	40.0% (10)	0.0% (0)	4.0% (1)	2.38	25
(b) There are few interruptions to student instruction.	12.0% (3)	56.0% (14)	28.0% (7)	0.0% (0)	4.0% (1)	2.17	25
(c) Extra duties are shared equitably among teachers.	4.0% (1)	16.0% (4)	68.0% (17)	8.0% (2)	4.0% (1)	2.83	25
(d) The amount of non-teaching duties I am assigned is reasonable.	12.0% (3)	4.0% (1)	80.0% (20)	4.0% (1)	0.0% (0)	2.76	25
(e) I have time during the workday to plan my instruction for students.	28.0% (7)	44.0% (11)	24.0% (6)	0.0% (0)	4.0% (1)	1.96	25
(f) I am given the support (such as resources, training, etc.) that I need to teach students with special needs (special education and English language learners).	16.0% (4)	44.0% (11)	28.0% (7)	4.0% (1)	8.0% (2)	2.22	25
(g) I feel free to give students the grades they earn.	0.0% (0)	8.0% (2)	56.0% (14)	12.0% (3)	24.0% (6)	3.05	25
(h) I regularly discuss my teaching methods and strategies with other school staff members.	0.0% (0)	16.0% (4)	60.0% (15)	24.0% (6)	0.0% (0)	3.08	25
(i) I get help and support from my colleagues.	0.0% (0)	4.0% (1)	68.0% (17)	28.0% (7)	0.0% (0)	3.24	25
answered question							26
skipped question							18

4. Staff Expectations

	Strongly Disagree	Disagree	Agree	Strongly Agree	N/A	Rating Average	Response Count
(a) Teachers in this school believe every student can learn.	2.5% (1)	5.0% (2)	37.5% (15)	55.0% (22)	0.0% (0)	3.45	40
(a) This school has high expectations for the academic performance of all students.	2.5% (1)	7.5% (3)	37.5% (15)	52.5% (21)	0.0% (0)	3.40	40
(c) Teachers in this school are well prepared to teach their subject(s).	2.5% (1)	15.0% (6)	37.5% (15)	45.0% (18)	0.0% (0)	3.25	40
(d) The number of students assigned to me is manageable.	2.5% (1)	5.0% (2)	52.5% (21)	40.0% (16)	0.0% (0)	3.30	40
(e) When students in this school have difficulty learning, teachers use a variety of methods to help students learn.	2.5% (1)	12.5% (5)	35.0% (14)	50.0% (20)	0.0% (0)	3.33	40
(f) Teachers in this school motivate students to learn.	2.5% (1)	2.5% (1)	30.0% (12)	65.0% (26)	0.0% (0)	3.58	40
answered question							40
skipped question							4

5. Professional Development

	Strongly Disagree	Disagree	Agree	Strongly Agree	N/A	Rating Average	Response Count
(a) I am encouraged to participate in training that would help me grow professionally.	0.0% (0)	17.9% (7)	43.6% (17)	38.5% (15)	0.0% (0)	3.21	39
(b) The training and staff development that I receive at my school helps me grow professionally.	0.0% (0)	25.6% (10)	51.3% (20)	23.1% (9)	0.0% (0)	2.97	39
(c) System wide professional development opportunities meet my needs.	7.7% (3)	48.7% (19)	30.8% (12)	12.8% (5)	0.0% (0)	2.49	39
(d) The evaluation process provides me information on my areas of strength and areas needing improvement.	2.6% (1)	25.6% (10)	48.7% (19)	17.9% (7)	5.1% (2)	2.86	39
(e) I regularly receive feedback on my performance.	7.9% (3)	28.9% (11)	47.4% (18)	13.2% (5)	2.6% (1)	2.68	38
answered question							39
skipped question							5

6. Technology

	Strongly Disagree	Disagree	Agree	Strongly Agree	N/A	Rating Average	Response Count
(a) The technology in the building is up-to-date.	10.0% (4)	47.5% (19)	35.0% (14)	7.5% (3)	0.0% (0)	2.40	40
(b) The technology in the school is helpful.	0.0% (0)	17.9% (7)	74.4% (29)	7.7% (3)	0.0% (0)	2.90	39
(c) I check my email every day and respond to school email within 24 hours.	2.6% (1)	5.1% (2)	46.2% (18)	46.2% (18)	0.0% (0)	3.36	39
(d) The NPS website is helpful for providing information.	0.0% (0)	5.0% (2)	65.0% (26)	27.5% (11)	2.5% (1)	3.23	40
(e) My school's website is helpful for providing information.	0.0% (0)	17.5% (7)	50.0% (20)	27.5% (11)	5.0% (2)	3.11	40
answered question							40
skipped question							4

7. Safety and Security

	Strongly Disagree	Disagree	Agree	Strongly Agree	N/A	Rating Average	Response Count
(a) This school is a safe place to work.	28.2% (11)	28.2% (11)	35.9% (14)	7.7% (3)	0.0% (0)	2.23	39
(b) My personal belongings are safe in this school.	20.0% (8)	30.0% (12)	40.0% (16)	10.0% (4)	0.0% (0)	2.40	40
(c) Students in this school behave in an orderly manner.	15.0% (6)	37.5% (15)	42.5% (17)	5.0% (2)	0.0% (0)	2.38	40
(d) School staff members consistently enforce school rules.	5.0% (2)	35.0% (14)	45.0% (18)	15.0% (6)	0.0% (0)	2.70	40
(e) In this school, students teasing other students is a problem.	5.0% (2)	37.5% (15)	40.0% (16)	17.5% (7)	0.0% (0)	2.70	40
(f) In this school, students bullying other students is a problem.	5.0% (2)	45.0% (18)	35.0% (14)	15.0% (6)	0.0% (0)	2.60	40
(g) In this school, cyber bullying is a problem.	34.2% (13)	28.9% (11)	2.6% (1)	0.0% (0)	34.2% (13)	1.52	38
(h) In this school, student drug use is a problem.	65.0% (26)	20.0% (8)	0.0% (0)	0.0% (0)	15.0% (6)	1.24	40
(i) In this school, student alcohol use is a problem.	65.0% (26)	20.0% (8)	0.0% (0)	0.0% (0)	15.0% (6)	1.24	40
answered question							40
skipped question							4

8. School Leadership

	Strongly Disagree	Disagree	Agree	Strongly Agree	N/A	Rating Average	Response Count
(a) My school leadership supports me in student discipline matters.	12.8% (5)	28.2% (11)	38.5% (15)	15.4% (6)	5.1% (2)	2.59	39
(b) My school leadership supports me in working with parents.	0.0% (0)	17.9% (7)	51.3% (20)	28.2% (11)	2.6% (1)	3.11	39
(c) The school leadership team involves me in decisions affecting my work.	7.7% (3)	17.9% (7)	56.4% (22)	15.4% (6)	2.6% (1)	2.82	39
(d) I feel comfortable sharing ideas with my school leadership team.	0.0% (0)	18.4% (7)	52.6% (20)	23.7% (9)	5.3% (2)	3.06	38
(e) I feel a sense of trust when working with my school leadership team.	2.6% (1)	23.1% (9)	56.4% (22)	15.4% (6)	2.6% (1)	2.87	39
(f) I can talk openly with the school leaders about school-related matters.	0.0% (0)	20.5% (8)	56.4% (22)	20.5% (8)	2.6% (1)	3.00	39
(g) School leaders foster a collaborative work environment.	2.6% (1)	28.2% (11)	51.3% (20)	15.4% (6)	2.6% (1)	2.82	39
(h) School leaders treat me with respect.	0.0% (0)	21.1% (8)	50.0% (19)	23.7% (9)	5.3% (2)	3.03	38
answered question							39
skipped question							5

9. School Atmosphere

	Strongly Disagree	Disagree	Agree	Strongly Agree	N/A	Rating Average	Response Count
(a) I collaborate regularly with my colleagues.	0.0% (0)	2.6% (1)	66.7% (26)	30.8% (12)	0.0% (0)	3.28	39
(b) There is an atmosphere of open communication in my school.	5.1% (2)	20.5% (8)	51.3% (20)	23.1% (9)	0.0% (0)	2.92	39
(c) I feel treated with respect at this school.	0.0% (0)	5.1% (2)	66.7% (26)	25.6% (10)	2.6% (1)	3.21	39
answered question							39
skipped question							5



10. Facilities

	Strongly Disagree	Disagree	Agree	Strongly Agree	N/A	Rating Average	Response Count
(a) The outside of this school is kept clean.	23.1% (9)	35.9% (14)	35.9% (14)	5.1% (2)	0.0% (0)	2.23	39
(b) The inside of this school is kept clean.	5.1% (2)	17.9% (7)	66.7% (26)	10.3% (4)	0.0% (0)	2.82	39
(c) Staff bathrooms in this school are kept clean.	5.1% (2)	17.9% (7)	61.5% (24)	12.8% (5)	2.6% (1)	2.84	39
(d) Staff bathrooms in this school are well supplied.	15.4% (6)	25.6% (10)	56.4% (22)	2.6% (1)	0.0% (0)	2.46	39
(e) Maintenance issues are addressed in a timely manner.	15.4% (6)	38.5% (15)	38.5% (15)	5.1% (2)	2.6% (1)	2.34	39
answered question							39
skipped question							5

11. Satisfaction

	Strongly Disagree	Disagree	Agree	Strongly Agree	N/A	Rating Average	Response Count
(a) I get satisfaction from my work.	0.0% (0)	5.1% (2)	41.0% (16)	53.8% (21)	0.0% (0)	3.49	39
(b) Staff morale is positive in this school.	10.3% (4)	43.6% (17)	33.3% (13)	12.8% (5)	0.0% (0)	2.49	39
(c) I would recommend my school as a good place to work.	2.6% (1)	15.4% (6)	56.4% (22)	25.6% (10)	0.0% (0)	3.05	39
answered question							39
skipped question							5

12. Do you live in Norwalk?

		Response Percent	Response Count
Yes		52.9%	18
No		47.1%	16
answered question			34
skipped question			10

13. What distance do you travel to work?

	Response Average	Response Total	Response Count
In miles	11.51	403	35
answered question			35
skipped question			9

14. What is your average commute time?

	Response Average	Response Total	Response Count
In minutes	25.75	927	36
	answered question		36
	skipped question		8



15. How many years have you been assigned to this school, including the current school year?

	Response Average	Response Total	Response Count
Number of years	8.14	285	35
	answered question		35
	skipped question		9



16. How many years have you been an NPS employee, including the current school year?

	Response Average	Response Total	Response Count
Number of years	10.46	366	35
	answered question		35
	skipped question		9


17. Does your school's PTO actively support your work?

		Response Percent	Response Count
Yes		94.4%	34
No		5.6%	2
answered question			36
skipped question			8




18. Do you actively support the PTO?

		Response Percent	Response Count
Yes		91.2%	31
No		8.8%	3
answered question			34
skipped question			10

19. Are you Hispanic or Latino?

		Response Percent	Response Count
Yes		0.0%	0
No		100.0%	35
answered question			35
skipped question			9

20. Indicate your race.

		Response Percent	Response Count
American Indian or Alaskan Native		0.0%	0
Asian		2.9%	1
Black or African American		11.8%	4
Native Hawaiian of Other Pacific Islander		0.0%	0
White		85.3%	29
answered question			34
skipped question			10

21. Voluntary comments should provide constructive feedback. Please do not write your name. Comments will be given to your principal.

	Response Count
	7
answered question	7
skipped question	37